


Belt Conveyors



Open Return
Troughed Conveyor

Proven Design and Durable Construction

- **Sanitary Design**

Meyer belt conveyors are available in a one-piece formed section, with angular bottom flanges, for a sanitary design.

- **Easy Clean-Up**

Belt conveyors from Meyer feature exclusive quick release take-up, for ease of clean-up under belt.

- **Reliable Belt Tracking**

Head and tail pulley supports are fabricated from heavy plate to resist deflection and maintain consistent belt tracking.

- **Durable Construction**

Meyer belt conveyors feature standard formed-channel legs, with adjustable feet, optional welded tubular floor supports in mild or stainless steel as well as suspension brackets available for overhead mounting.

- **Custom Designs**

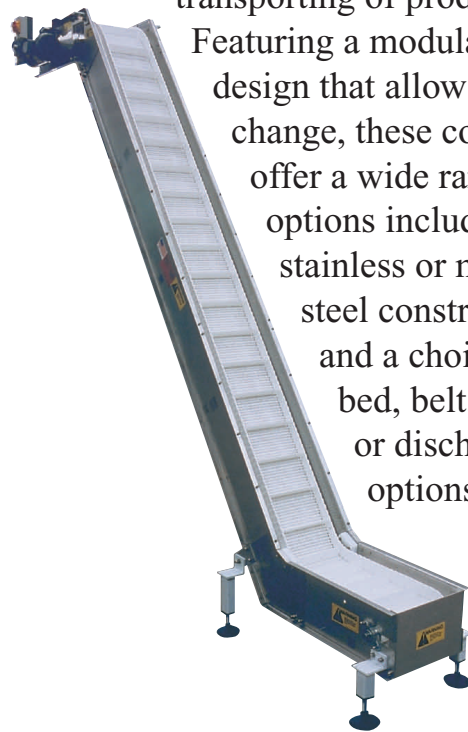
Meyer conveyors are designed to meet your requirements. Various drive types, belts and pulleys can be supplied depending on your requirements.

- **Integrated Systems**

Equipment can be furnished as stand alone, as a fully integrated system or as a turnkey system complete with controls to meet your requirements.

Belt conveyors from Meyer combine proven designs with durable construction. Meyer belt conveyors are available in a wide range of sizes and configurations to accommodate the inspection, cooling, storing or transporting of product.

Featuring a modular design that allows for change, these conveyors offer a wide range of options including stainless or mild steel construction, and a choice of bed, belt, pulley or discharge options.



MEYER[®]
MACHINE COMPANY

Flat Slider Bed Conveyors


Meyer's FB and FBOR Series of flat slider bed belt conveyors are designed for either bulk or unit handling applications. These conveyors are ideal for the movement of large particle size products, especially in inspection applications. Options include side diverters and side rails, which allow for increased capacity.



Flat Slider
Bed Conveyor

Cleated Belt Conveyors


Cleated belt conveyors meet the challenge of lifting hard to handle bulk size products. Available with hinged plastic belts, rubber cleated belts or flexible side wall belts, these conveyors are used for incline sections of a conveying system, or for both horizontal and incline sections of the same system. Cleated belt conveyors feature integral side walls on the belt, or fixed side walls on the frame to maintain the product on the belt.



Flexible
Sidewall Belt
Conveyor

Trough Roller Belt Conveyors

Troughing Roller belt conveyors feature angled rollers, which form a natural trough that keeps product away from the sides of the belt. Two-roll models (RE) form an angled "rabbit-ear" trough, while the three-roll models (3RTI) provide a flat-bottom trough. Roller belt conveyors can be used with both large and small particle-size products.



Model RE
Belt Conveyor

Troughed Slider Bed Conveyors

The TB and TBOR Series of troughed slider bed belt conveyors is ideal for bulk handling applications of both large and small particle sizes, since the troughed sides of these conveyors keep product away from the edges of the belt. While the TB Series models are offered with shallow or deep trough design, the TBOR Series features a v-trough design with open belt return.

MEYER[®]
MACHINE COMPANY



A Division of Meyer Industries, Inc.

Meyer Machine Co.
P.O. Box 5460
San Antonio, TX 78201-0460
telephone 210/736-1811
fax 210/736-4662
www.meyer-industries.com